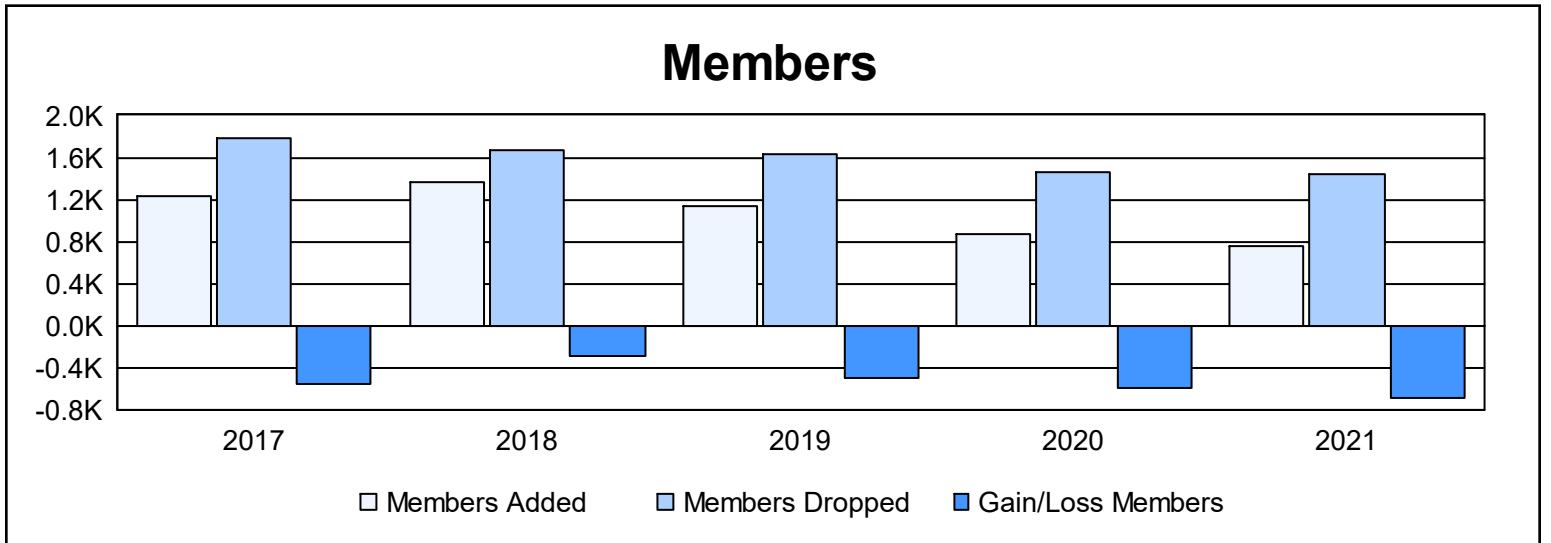
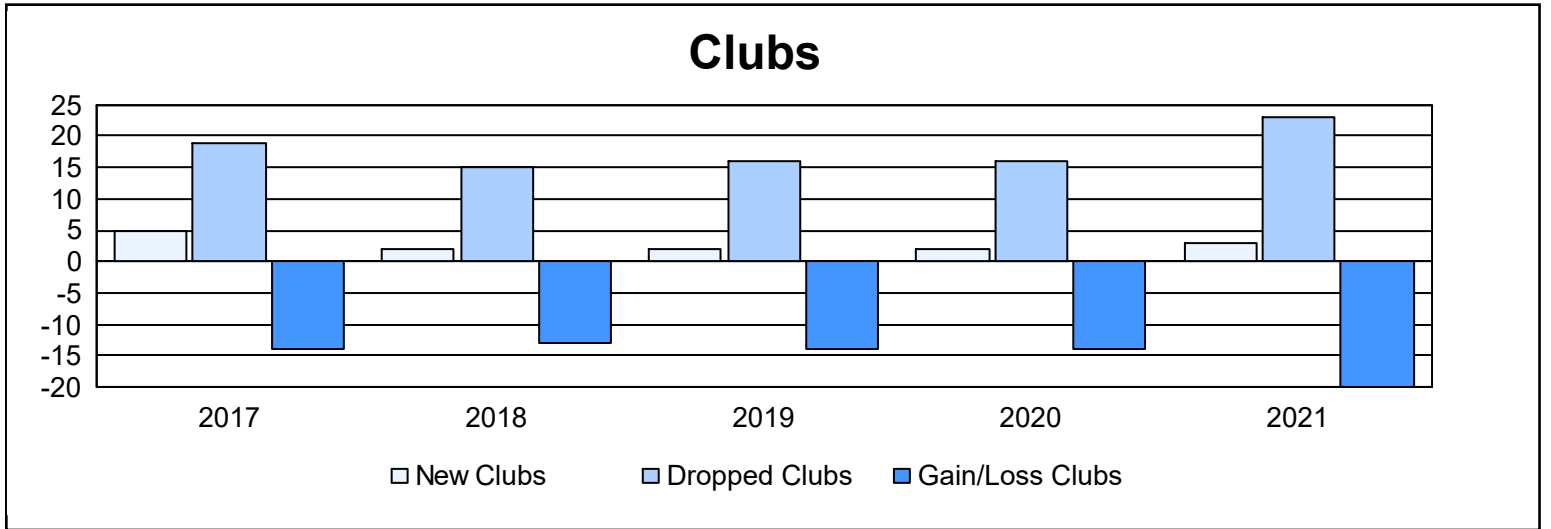
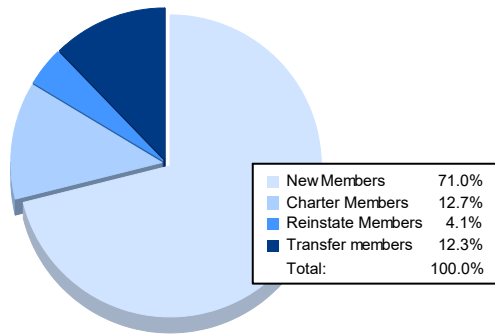


Year	New Clubs	Dropped Clubs	Gain/ Loss Clubs	New Members	Charter Members	Reinstate Members	Transfer Members	Total Member Added	Total Members Dropped	Gain/ Loss Members
2016-2017	5	19	-14	928	132	46	120	1,226	1,774	-548
2017-2018	2	15	-13	1,158	52	43	113	1,366	1,665	-299
2018-2019	2	16	-14	934	60	32	100	1,126	1,622	-496
2019-2020	2	16	-14	629	73	51	112	865	1,456	-591
2020-2021	3	23	-20	538	96	31	93	758	1,438	-680
<b>Average</b>	<b>3</b>	<b>18</b>	<b>-15</b>	<b>837</b>	<b>83</b>	<b>41</b>	<b>108</b>	<b>1,068</b>	<b>1,591</b>	<b>-523</b>



### Membership Composition June 2021 Cumulative



### Gender Composition June 2021 Cumulative

